

FACTS ABOUT PERFORMING ARTS IN AUSTRALIA

34,000 (FTE)

People employed by the Australian live performance industry



20,000

People employed in screen production

\$1.4 billion

Ticket sales revenue generated by the live performance industry each year



\$1.2 billion

Gross box office revenue at Australian cinemas each year

Key economic indicators

\$4.2 billion

Arts industry contribution to Australia's GDP



\$2.5 billion

Industry gross output (live performance industry)



\$1.5 billion

Industry value add (live performance industry)



\$176.6 million

Private sector donations to the arts in Australia (2015-16)



17%

Increased cognitive functioning from participation in structured arts activities

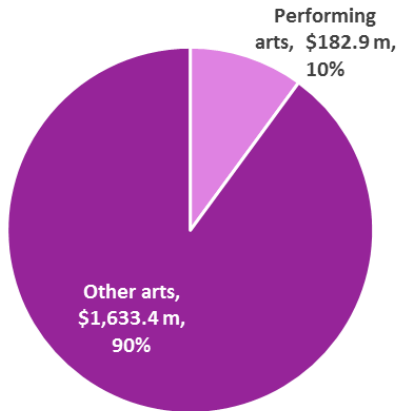


56%

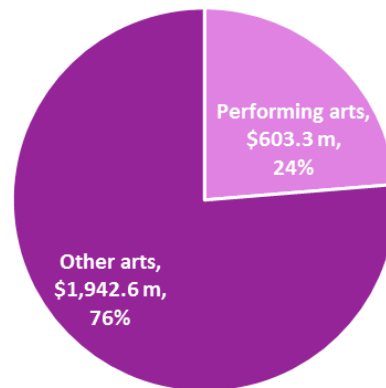
Average utilisation of performing arts centres across Australia



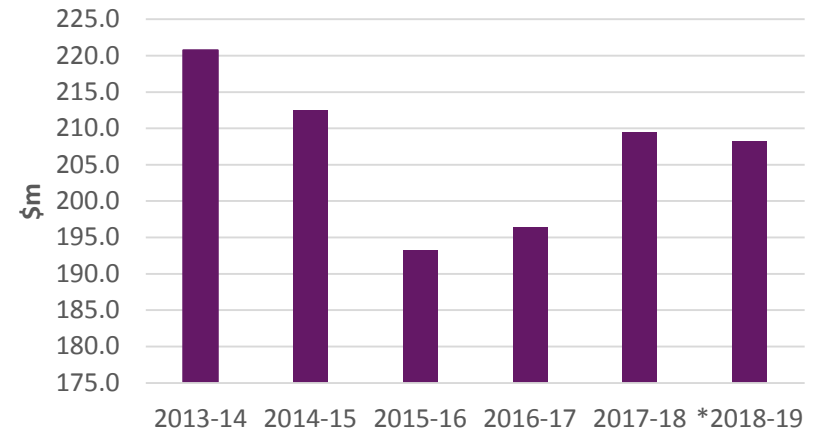
Federal govt funding (2015-16)



Federal & state/territory govt funding (2015-16)



Australia Council funding



ausDANCE.



FACTS ABOUT PERFORMING ARTS IN AUSTRALIA

Australians are engaged in the arts ...



98%

Australians engage with the arts in some way



1 in 4

Australians give time or money to the arts



86%

Proportion of Australians (15 years +) that visit a cultural event or facility each year



18.7 million

People attend live performance events in Australia each year



54%

Proportion of Australians (15 years +) that attend music events



53%

Proportion of Australians (15 years +) that attend dance/theatre events

Participation has grown over time from 24% in 2013 to 35% in 2016

That's double the amount that attend at least one sporting event each year (43%)

That's more than the combined attendances at AFL, NRL, Soccer, Super Rugby, Cricket and NBL.



First Nations arts

7 million

Australians experienced First Nations arts in 2016

44,700

First Nations people (or 1 in 10) performed Indigenous music, dance or theatre

7,300

First Nations people earned income from arranging or participating in cultural dances or performances



Cultural tourism

40%

Proportion of international visitors that undertake an arts activity while in Australia

Tourist average spend during visit (2012)

	Participates in cultural activity	Does not participate in cultural activity
International tourist	\$5,956	\$3,779
Domestic tourist	\$1,008	\$611



ausDANCE.

